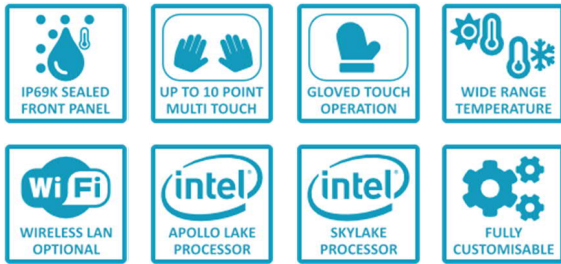


Fully customisable 21.5" Industrial Panel PC / Thin Client / Monitor



Overview

A high performing and low power 21.5" Industrial Computer Product. Boasting a wide range of configurations from a Panel PC to an Industrial Monitor, our S22 Product Range will suit any requirement you may have. The IP69K front seal provides protection against ingress of dust and high temperature, high pressure water – making this product ideal for use in conditions where equipment must be carefully sanitized, such as in the Food Industry. See all of the specifications below, and if something isn't listed that you may require, contact us and let us know as we may already have the solution you need!

General Specifications

DISPLAY			
LCD Size	21.5" (16:9)		
Max Resolution	1920 x 1080		
Brightness (cd/m ²)	250		
Contrast Ratio	5000 : 1		
Viewing Angle (H/V)	178 / 178		
Colour Depth	16.7M		
TOUCHSCREENS			
Technology	PCAP	None	
Cover Lens	4mm flush Polycarbonate filter UV stabilised	4mm flush Polycarbonate filter UV stabilised	
Surface Hardness	5H	5H	
Connectivity	USB or RS232	-	
Multi-Touch	Up to 10 points	-	
POWER			
Supply Voltage	12VDC, 9-36VDC (AL), 9-32VDC (IC), or 90-264VAC		
Power Consumption	PC – 50W typ.	Heated PC – 170W typ. *	Monitor – 30W typ.
	* Not available on DC options		
MECHANICAL			
Material	Stainless Steel (304) front face / Anodised Aluminium rear face		
Mounting	Cased (VESA 75 mount) or Bezel		
Dimensions (mm)	584 (W) x 384 (H) x 100.5 (D) cased		
Weight (g)	15Kg		
ENVIRONMENTAL			
Operating Temperature	Cased: -5°C to +45°C *	Bezel: -5°C to +50°C	
	* Extendable to -30°C with Internal Heater.		
Storage Temperature	-20°C to +70°C		
Relative Humidity	95% non-condensing		
IP Seal Level	IP66 / IP67 / IP69K		
WARRANTY			
Warranty Period	3 Years standard return to base. Extendable to 5 Years if required		

Main System Options

Panel PC	See Appendix A for specifications
Axel Thin Client	See Appendix B for specifications
Raspberry Pi Client	See Appendix C for specifications
Monitor Only	VGA, DVI and HDMI. (DP+ via an adapter cable)

APPENDIX A		
MOTHERBOARD	AL	IC
Form Factor	Mini-ITX	Mini-ITX
CPU	Intel® Celeron® J3455 1.50Ghz	Intel® Core™ i7-6700TE 2.40Ghz Supports Hyper-Threading / Intel® Core™ i5-6500TE 2.30Ghz / Intel® Core™ i3-6100TE 2.70Ghz Supports Hyper-Threading
Core Number	4	4 / 4 / 2
Chipset	-	Intel® H110
BIOS	AMI UEFI	AMI UEFI
Graphics	Intel® HD Graphics	Intel® 6th Gen. CPU integrated
HDMI	2 x Supports HDMI 1.4, max resolution 3840 x 2160 @ 30Hz	3840 x 2160 @ 30 Hz, 2560 x 1600 @ 60 Hz
RAM	Up to 8GB (DDR3L-1866)	Up to 32GB (DDR4-2133)
SATA	1 x SATA3 (6.0Gb/s)	4 x SATA3 (6.0Gb/s)
Mini-PCIe	1 x Full-Sized	1 x Half-Sized
m-SATA	N/A	1
M.2	1 (M-key, 2242/2280)	N/A
PCI / PCIe	N/A	N/A
Serial Ports	1 x RS232/RS422/485, 2 x RS232	2 x RS232/RS422/485, 1 x RS232
USB Ports	4 x USB3 // 3 x USB2, 4 x USB3	2 x USB2, 4 x USB3 // 4 x USB2, 4 x USB3
Keyboard	1 (shared)	1 (shared)
Mouse	1 (shared)	1 (shared)
Ethernet	2 x 10/100/1000 Mbps	2 x 10/100/1000 Mbps
Parallel Port	N/A	N/A
Audio	HD Audio with 3W Amplifier	HD Audio with 2 x 6W Amplifier
Power	50W	60W
Storage Media	128GB – 480GB SSD (SLC/MLC) or 500GB HDD	32GB – 480GB SSD (SLC/MLC) or 500GB HDD
Operating System	Windows 10 IoT Enterprise LTSC 64-bit	Windows 10 IoT Enterprise LTSC 64-bit

APPENDIX B	
AXEL THIN CLIENT	
Description	S22 monitor with Axel M85 built in
Keyboard	1 x PS2
Mouse	1 x PS2
USB	4
Ethernet	1 x TCP/IP 10/100BaseT LAN
Serial	2 x RS232
Parallel Port	1 x LPT1
Graphical Sessions	Microsoft TSE (from NT4 to 2008R2) / RemoteApp / Multipoint 2011, Citrix XenApp & Metaframe / XenDesktop, VMware View, Linux (VNC Client)
Text Sessions	AS/400 iSeries: 5250, S/390 zSeries: 3270, Unix/Linux: Telnet, SSH & TTY (ANSI, SCO OPENSERVR, UNIX SCO 3.2.2, UNIX SCO 3.2.4, XENIX SCO, ANSI INTERACTIVE, UNIX SVR4, ANSI, RS6000, ANSI DATA GENERAL, UNIXWAR E 7, LINUX, VT100/VT220, VT52, WYSE 50/60/120, DS VP-A2, ADDS VP-60, IBM 3151, ATO300, PRISM, REAL/32, THEOS, OS2 POLYMOD2, SM9400, SM9412, TWINSERVER, PROLOGUE 3, TVI 950, QVT119+, C332
Administration	Remote interactive set-up / Text sessions remote control / VNC remote control / Downloadable firmware / AXRM compliant


Appendix C



Raspberry Pi 4 B Features:

- Broadcom BCM2711, Quad core Cortex-A72 (ARM v8) 64-bit SoC @ 1.5GHz
- 4GB LPDDR4-2400 SDRAM
- 2.4GHz and 5GHz IEEE 802.11ac wireless LAN, Bluetooth 5.0, BLE
- Gigabit Ethernet
- 3 USB 3.0 ports, 2 USB 2.0 ports (1 x reserved to Touchscreen)

Various Operating Systems



Remote Desktop Connection

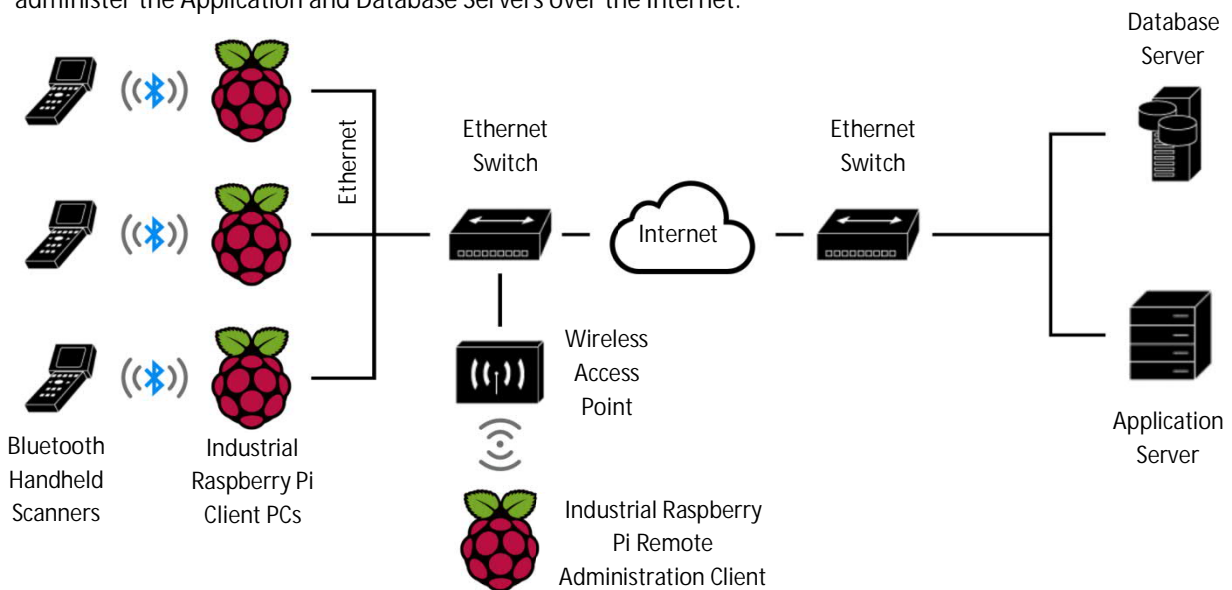
A low cost Thin Client for Remote Desktop Connections. Customers wanting to use a remote desktop connection to control an application installed on hardware elsewhere in the building, or anywhere in the world for that matter, can easily do so using the Raspberry Pi.

Web Browser Applications

If your business application is controlled via a web browser, then the Raspberry Pi is more than up to the task! Raspbian OS itself comes preinstalled with Chromium, an open-source browser project aimed at building a “safer, faster, and more stable way for all users to experience the web”.

Example Scenario:

In the following example, we have multiple Raspberry Pi Client PCs connected to the network via wired Ethernet, running a Web Browser to load an application hosted on a different site, across the internet. Connected to these Raspberry Pi Client PCs are wireless Bluetooth Handheld Scanners, used for scanning bar codes of items going through a line. The Raspberry Pi Client PCs are able to send and receive the required data to the Application Server via the Internet. A separate Raspberry Pi has been set up as a Remote Administration Client, connected to the network wirelessly. This Remote Administration Client is able to use a Remote Desktop Client to control and administer the Application and Database Servers over the Internet.



Raspberry Pi is a trademark of the Raspberry Pi Foundation.

Other System Options

- Wi-Fi** WLAN communication is available via a USB Dongle. Fully compliant with IEEE's security 802.11b or 802.11g (2.4 GHz) standards with WPA/WEP support.
- Bluetooth** Bluetooth communication available via a USB Dongle. Compliant with Bluetooth 4.0 Low Energy specification.
- High Bright Display** For sunlight readable display.
- Thermal Control** Internal heater PTC F-Plate (2 x 60W) to extend lower operating temperature to -30°C.

Customisation

- Colour** Full customisation of case colour and logos available
- OS / Software** Contact us for further details
- I/O Sockets** See Appendix D for details

Accessories

- Mounting** Mounting kits include pedestal and wall mount brackets

Appendix D

The connector plate is rated at IP67, achieving complete protection against dust ingress, and effective protection against water ingress in harmful quantities when immersed in water for up to 1m of submersion. A simple quarter turn is all that is required to lock your connector in place, making sure that you lose no connectivity to the PC due to dust or water ingress, or from being disconnected accidentally.



The table below shows the maximum quantity of each port per motherboard which is available to bring out to the connector plate.

MAX QTYS OF EACH PORT*		
MOTHERBOARD	AL	IC
AC/DC POWER IN	1	1
LAN	2	2
USB3	4	4
USB2	3	4
COM	3	2

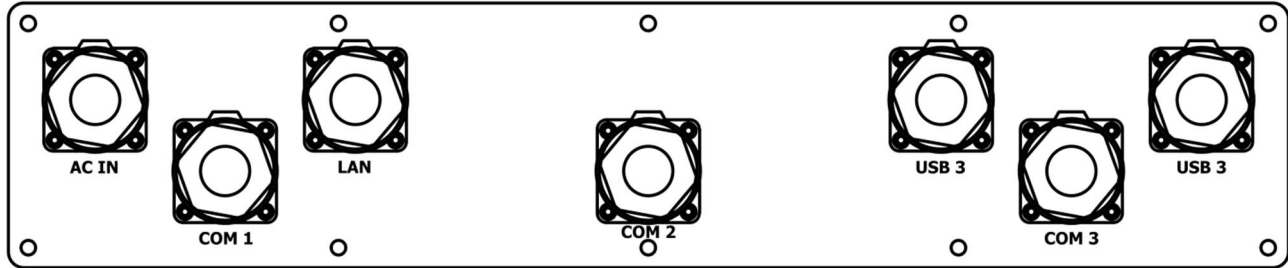
* MAX QTYS may have the potential to be increased for custom projects and requirements.

Using our standard 7-hole connector plate, the desired connector area configuration may only be reserved to 7 connector I/Os. One port must be reserved to AC/DC POWER IN, unless a different method of powering is used such as PoE (Power over Ethernet).

EXAMPLE 7-HOLE LAYOUT CONFIGURATION

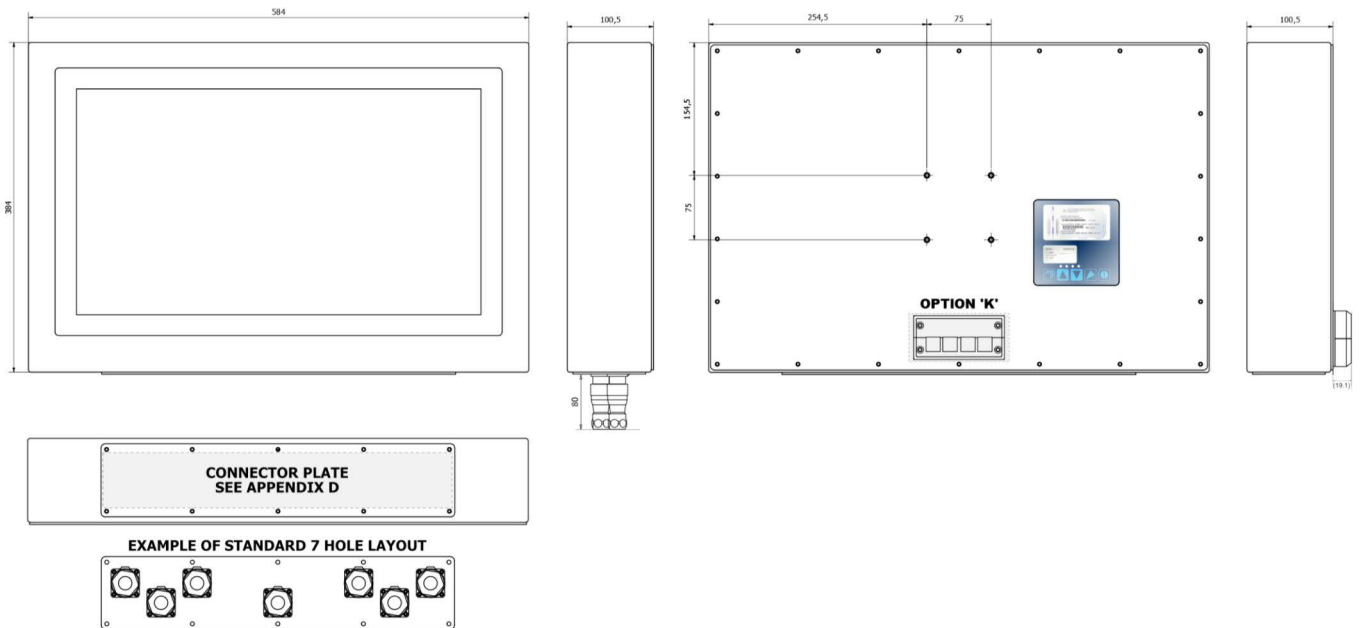
MOTHERBOARD	AL	IC
AC/DC POWER IN	1	1
LAN	1	2
USB3	2	2
USB2	0	2
COM	3	0

The below diagram is an illustration of the example configuration for the AL motherboard in the table above.



Cables are available in 2 or 5 metres length.

Dimensions Cased



CONNECTOR SEALING OPTIONS

MECHANICAL	REAR / BOTTOM SEAL	DESCRIPTION
T	IP67	Cased – Bottom Outlet – 7 Connections
K	IP66	Cased – Rear Outlet EPG – Universal
L	IP66	Cased – Rear Outlet EPG – Reduced
Z	IP22	Bezel – Bottom Outlet Connections

Dimensions Bezel

